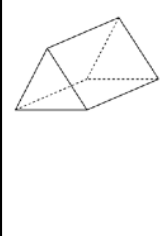
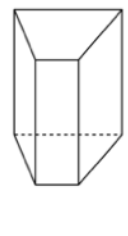
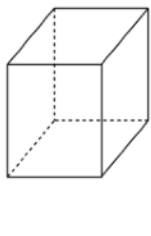
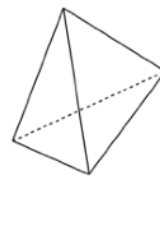
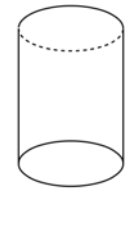
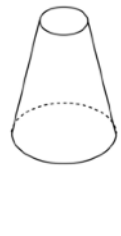


**Exercice 1 :**

						
Nom du solide						
Nombre de sommets						
Nombre de faces						
Nombre d'arêtes						

1. Colorie en rouge les bases des prismes droits et des cylindres de révolution.
2. Repasse en bleu leurs arêtes latérales.

Exercice 2 :

Construis un patron du solide ci-contre représenté en perspective.

